

The background of the slide features a stylized American flag. It consists of flowing, wavy bands of red and blue, with white stars scattered throughout. The design is modern and abstract, with the colors blending into each other in a dynamic way.

# **A Hawthorn Group**

## **Visit With CASA**

February 28<sup>th</sup>, 2023

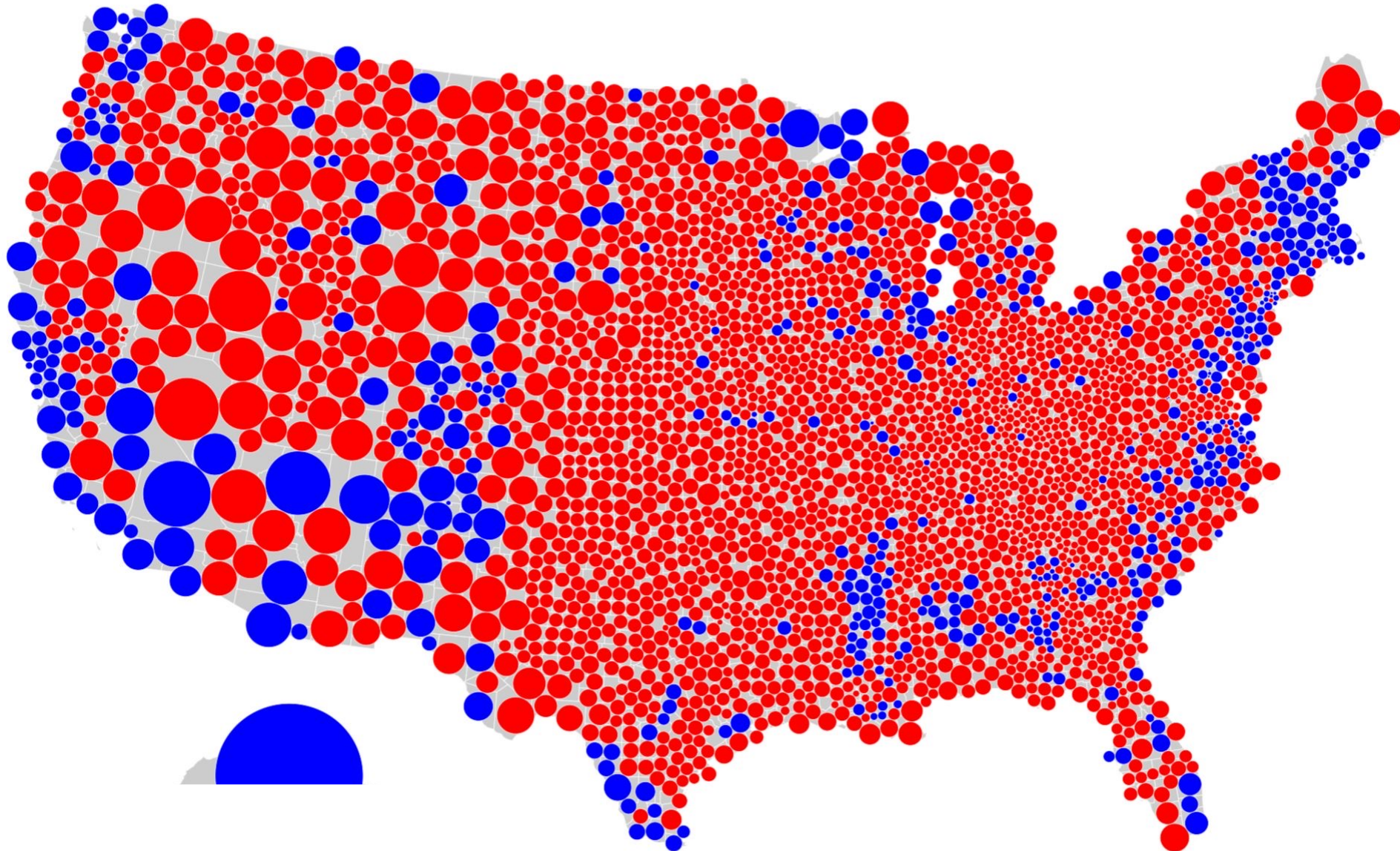


The background features a stylized, abstract representation of the American flag. It consists of flowing, wavy bands of red and blue, interspersed with numerous white stars of varying sizes. The design is dynamic and modern, with a sense of movement. The text is centered over this graphic.

# **The Deeply Divided World of American Politics**

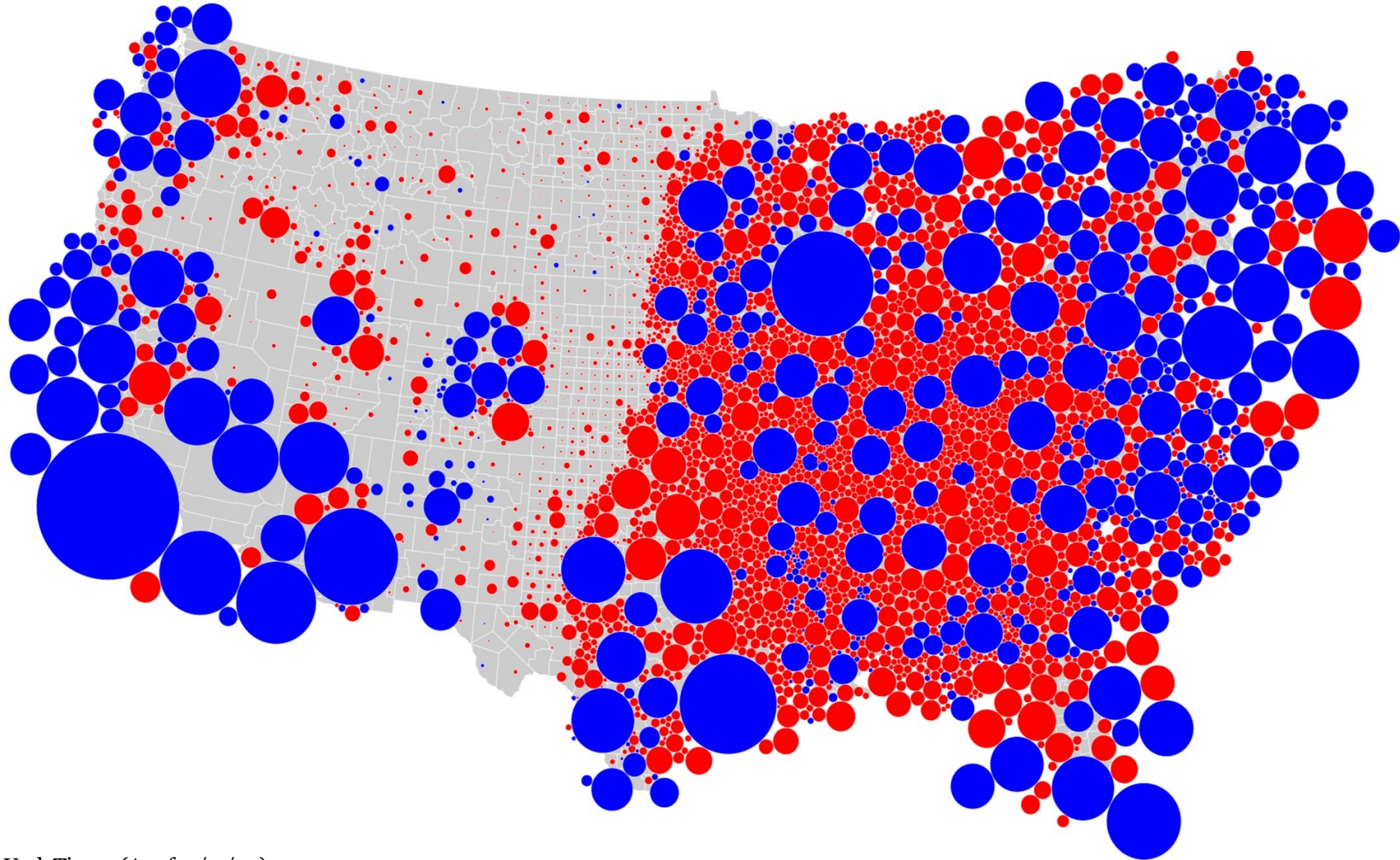


# Biden-Trump County Vote Comparisons – 2020 Land Area





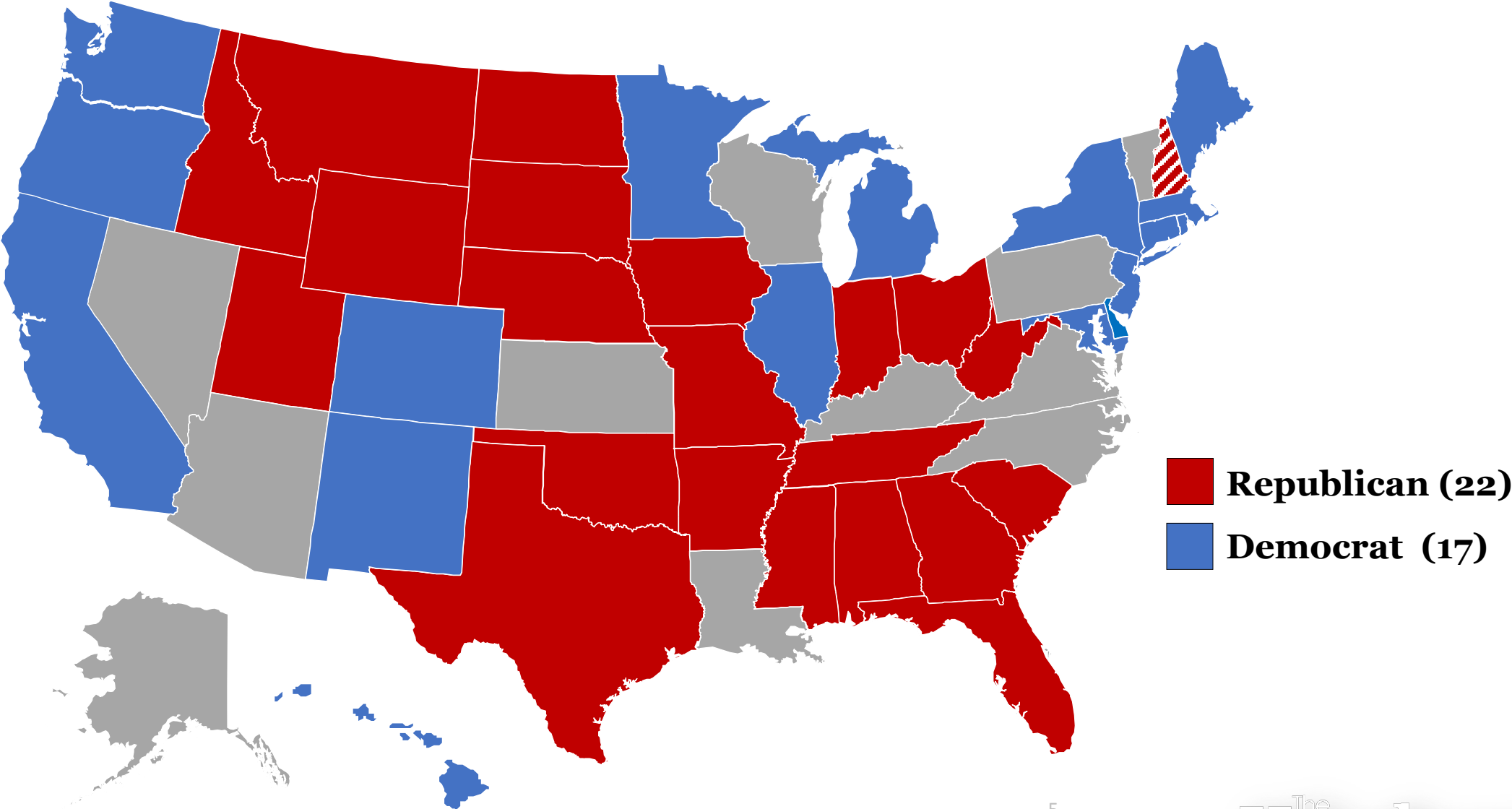
# Biden-Trump County Vote Comparisons – 2020 Population



Source: The New York Times (As of 11/11/20)



# State Government Trifectas 2023





# What Happened Last November

*The “Red Wave” did not reach shore*

- GOP barely won House (+**9R**)
- GOP failed to win Senate (+**1D**)
- GOP lost key Governorships (+**3D**, +**1R**)



# **“The Red Wave Did Not Reach Shore”**

- **Hassan in New Hampshire (8)**
- **Hochul in New York (6)**
- **Fetterman in Pennsylvania (4)**
- **Whitmer in Michigan (11)**
- **Evers in Wisconsin**
- **Kelly in Kansas**
- **Bennet in Colorado (14)**
- **Lujan Grisham in New Mexico (6)**
- **Kelly in Arizona (5)**
- **Cortez-Masto in Nevada**
- **Murray in Washington (15)**
- **Democrat for Gov. in Oregon’s three-way race**
- **Peltola in Alaska (47-26-23)**
- **Spanberger and Wexton in Virginia**
- **Dauids in Kansas (12)**
- **Three US House Democrats in Nevada**
- **(almost carried Frisch against Boebert in Colorado)**
- **Bass narrowly beating Caruso in Los Angeles**



**Do you think the  
country is going in the  
Right Direction, or is  
it on the Wrong  
Track?**

**26.7%**

**Right Direction**

**64.7%**



**Wrong Track**

# **Politics in 2023 and 2024**



# 2023 Elections

## Governors

Louisiana

Kentucky

Mississippi

State Legislatures: LA, MS, NJ, VA

US House Special Election(s): VA-4

**Mayors:** Chicago, Philadelphia, Houston, Dallas, Denver,  
Indianapolis, Salt Lake City, Nashville, Memphis, Jacksonville

# 2024 Elections

**President: D**

**US Senate: 34 seats**

**20D – 3I – 11 R**

**US House: 435 seats**

**222R – 213D**

**Governors: 11 seats**

**8R – 3D**

**State Legislators: 86 Chambers**

**4,051R – 3,283D**

**Mayors:** Phoenix, Miami-Dade, San Francisco, San Diego,  
Las Vegas, Honolulu, Baltimore, Milwaukee

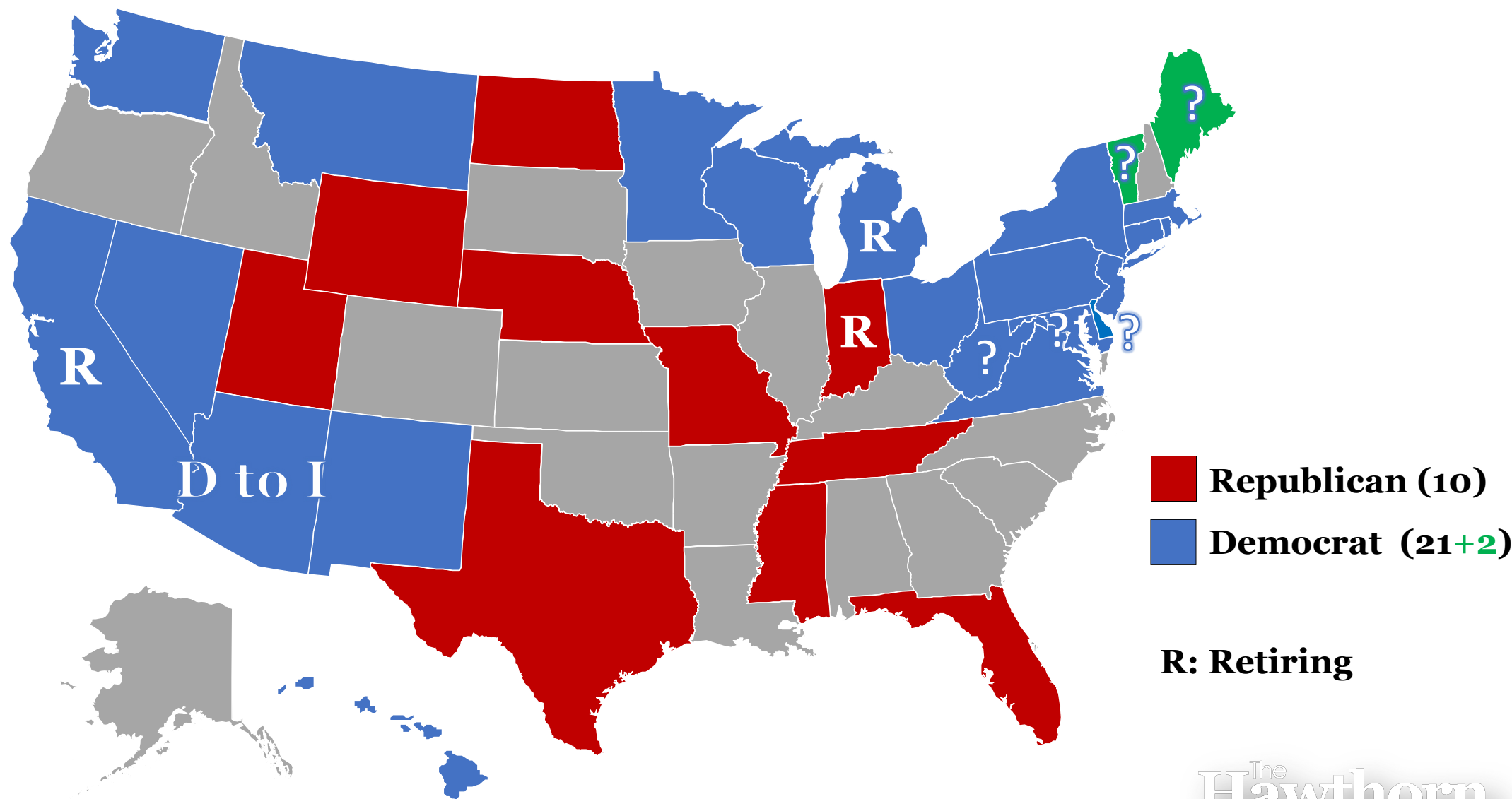




# **2024 – President** *Known Unknowns*

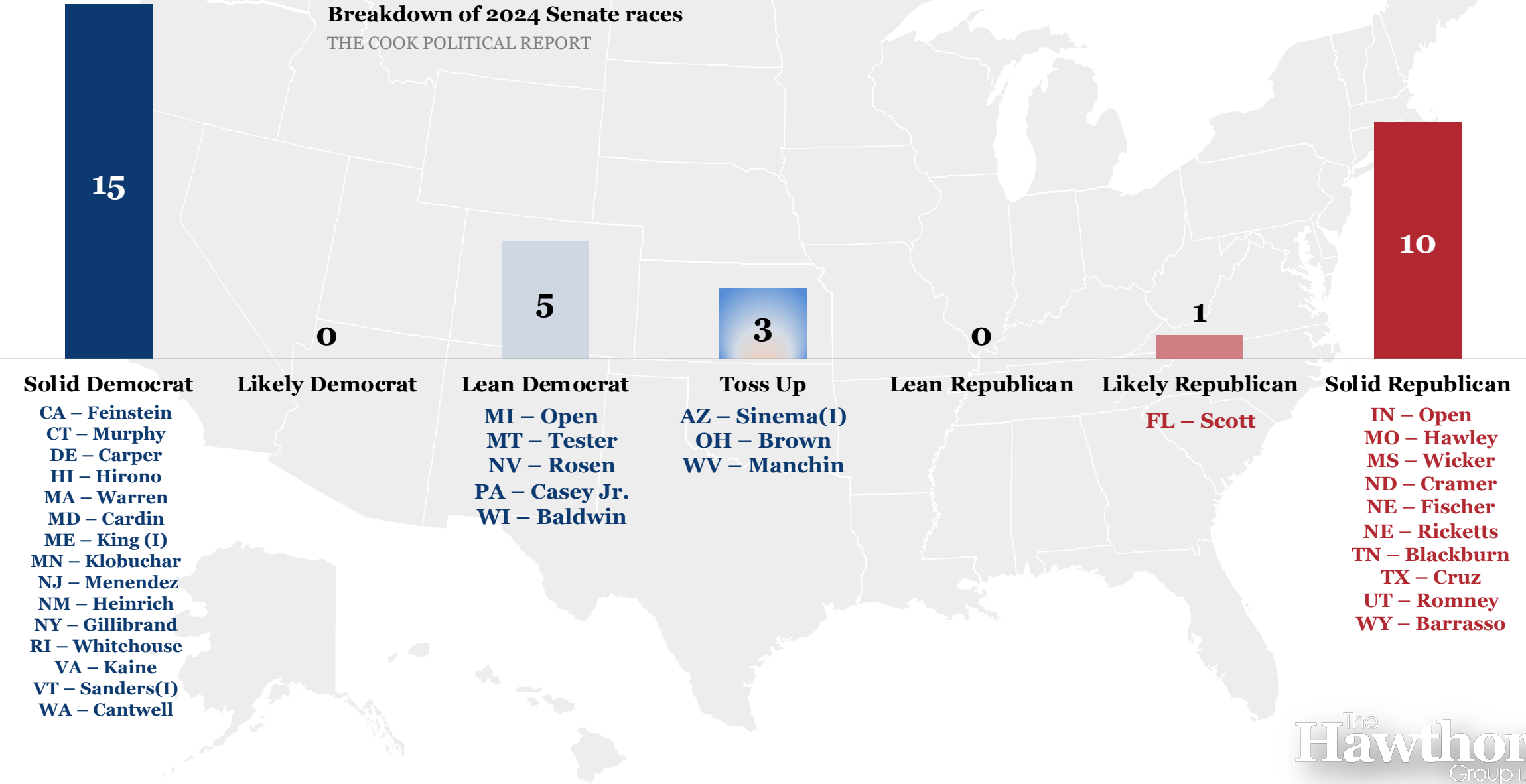
- **Presidents' Unpopularity?**
- **Other Candidates?**
- **Nominees?**
- **Congress Action/Investigations?**
- **Economy?**
- **International?**
- **Pandemic?**
- **Unknown Unknowns?**

# U.S. Senate Elections in 2024

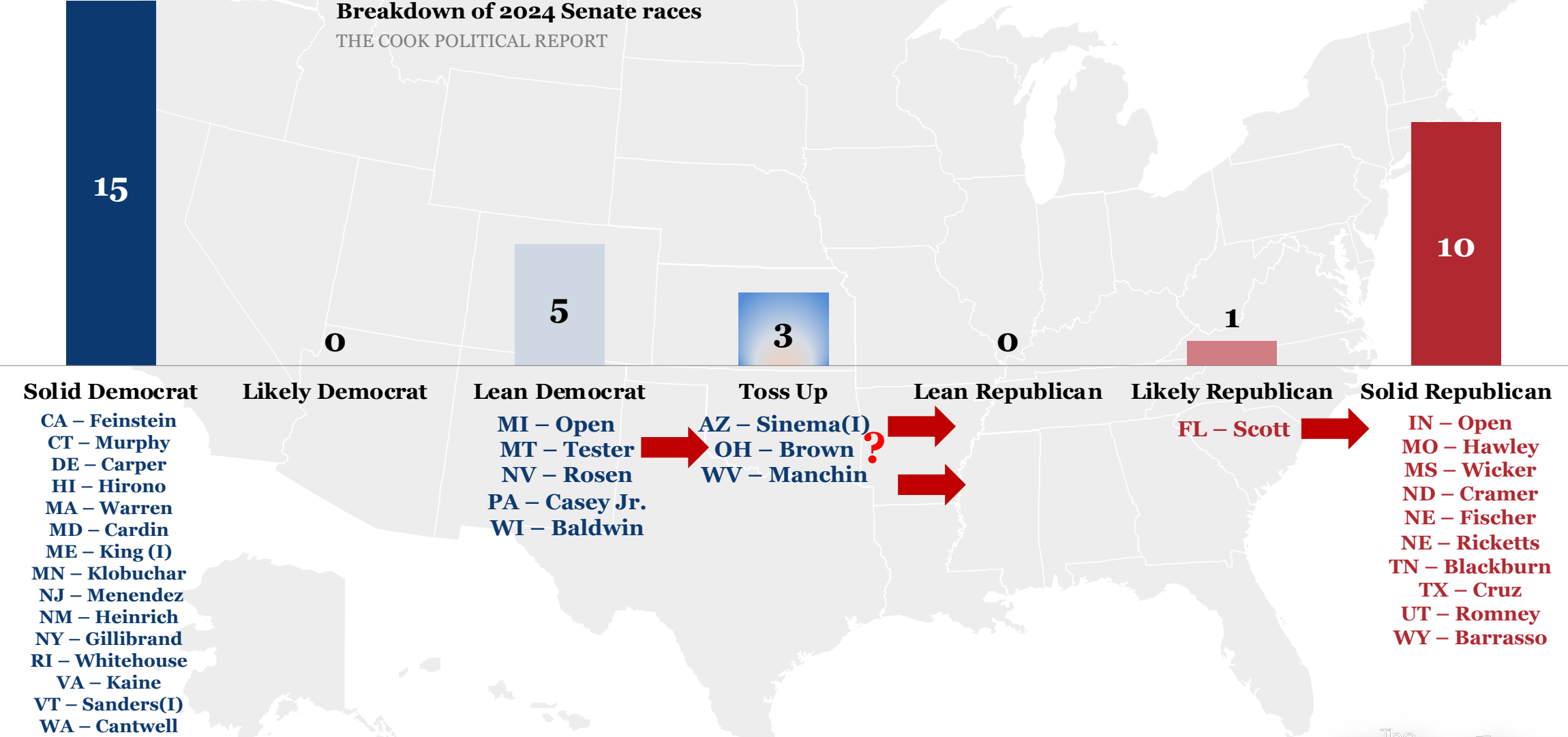




# Senate Races – Cook Report Predictions



# Senate Races – Cook Report Predictions

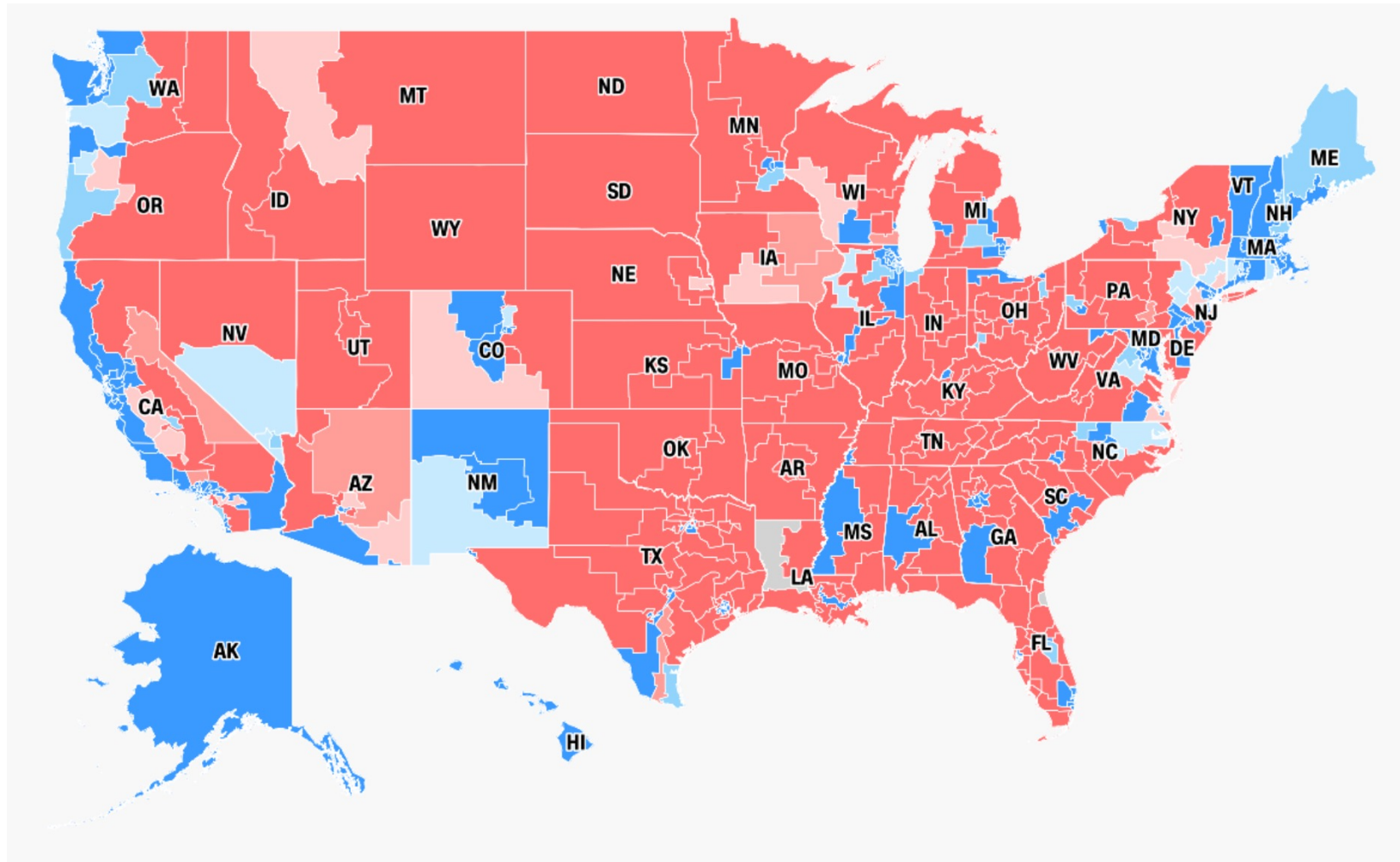




# Selected Senate Races 2024

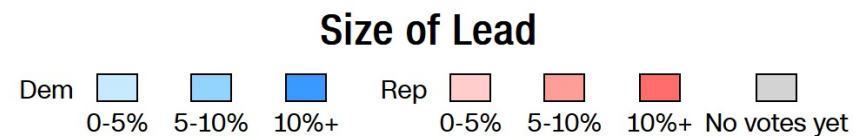
State	Senator '18	President '16	President '20
Montana	Tester 50.3% <b>+3.6%</b>	Trump 56.2% <b>+20.4%</b>	Trump 56.9% <b>+16.4%</b>
Ohio	Brown 53.4% <b>+6.8%</b>	Trump 51.7% <b>+8.1%</b>	Trump 53.3% <b>+8.0%</b>
West Virginia	Manchin 49.6% <b>+3.3%</b>	Trump 68.5% <b>+42.1%</b>	Trump 68.6% <b>+38.9%</b>

# Current US House



**Democrats: (213\*)**  
**Republicans: (222)**

1 vacancy: **VA-04**



# Generic Ballot Preference – 2024 Congressional: GOP +1

46.0%



47.0%





# Generic Ballot Preference – 2022 Election Eve

## Congressional: GOP +2.5

45.5%



48.0%



# Generic Ballot Preference – 2022 Election Results

Congressional: GOP +2.8

47.8%

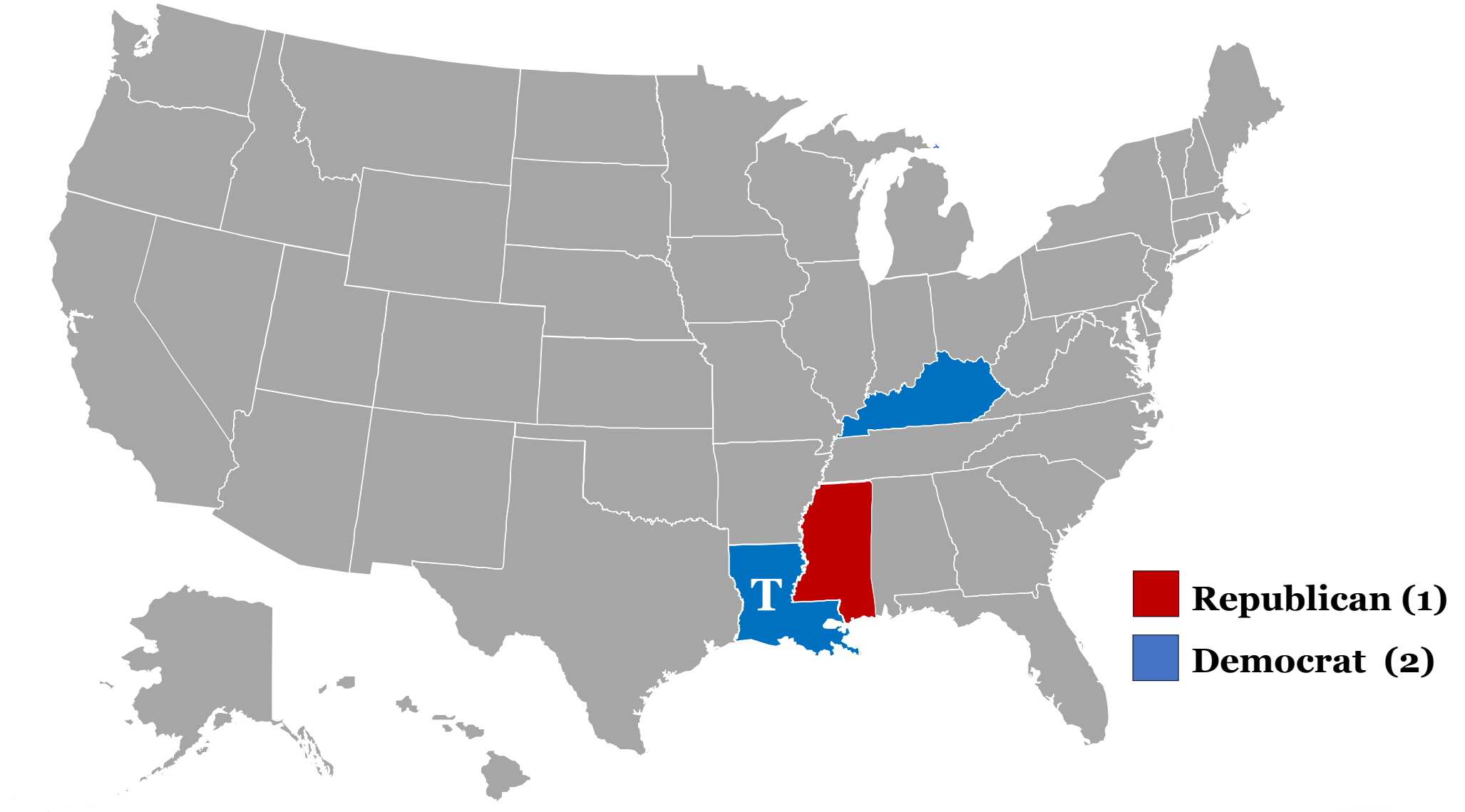


50.6%



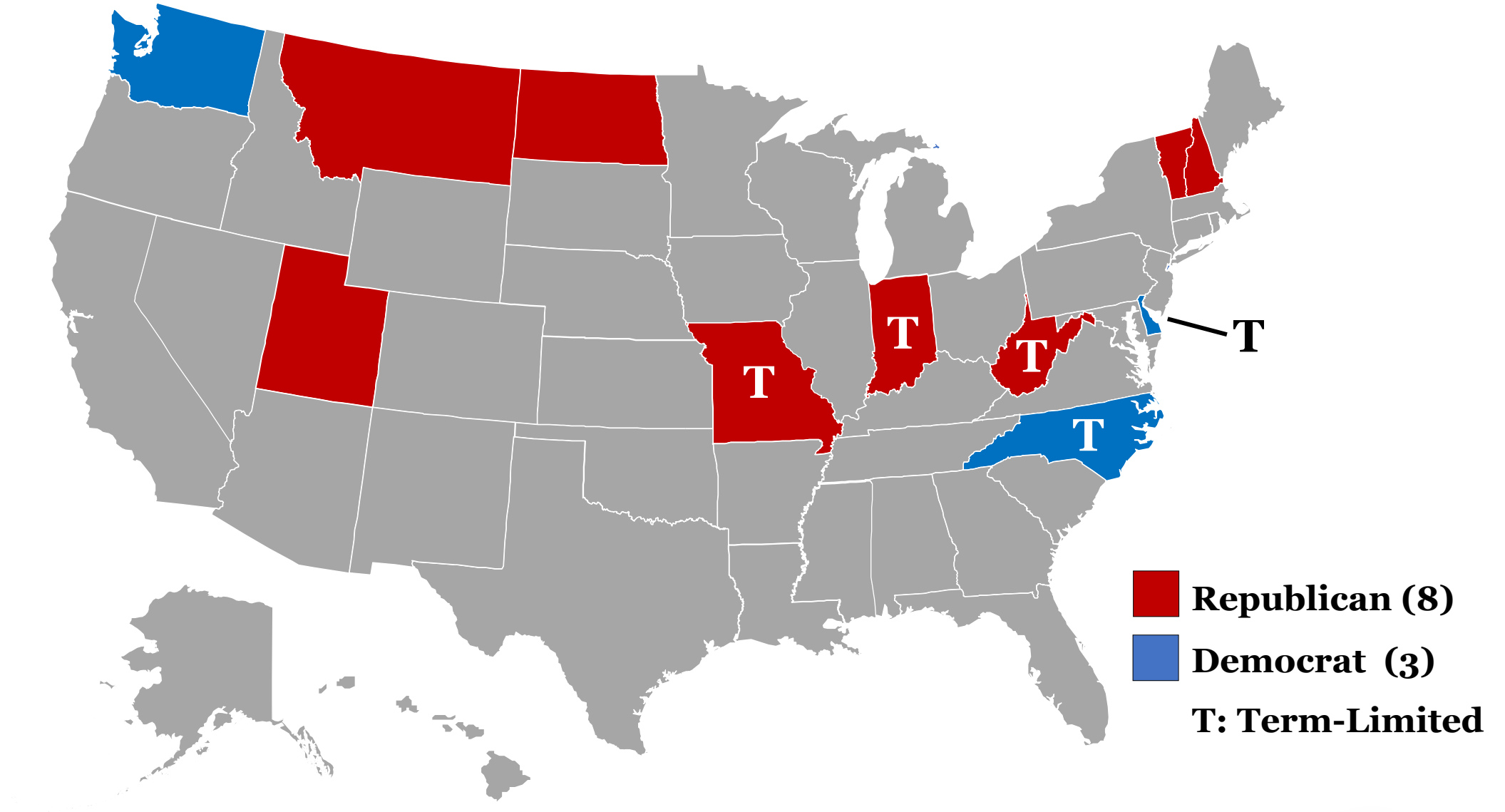
**Result: GOP +9 Seats**

# U.S. Gubernatorial Elections in 2023

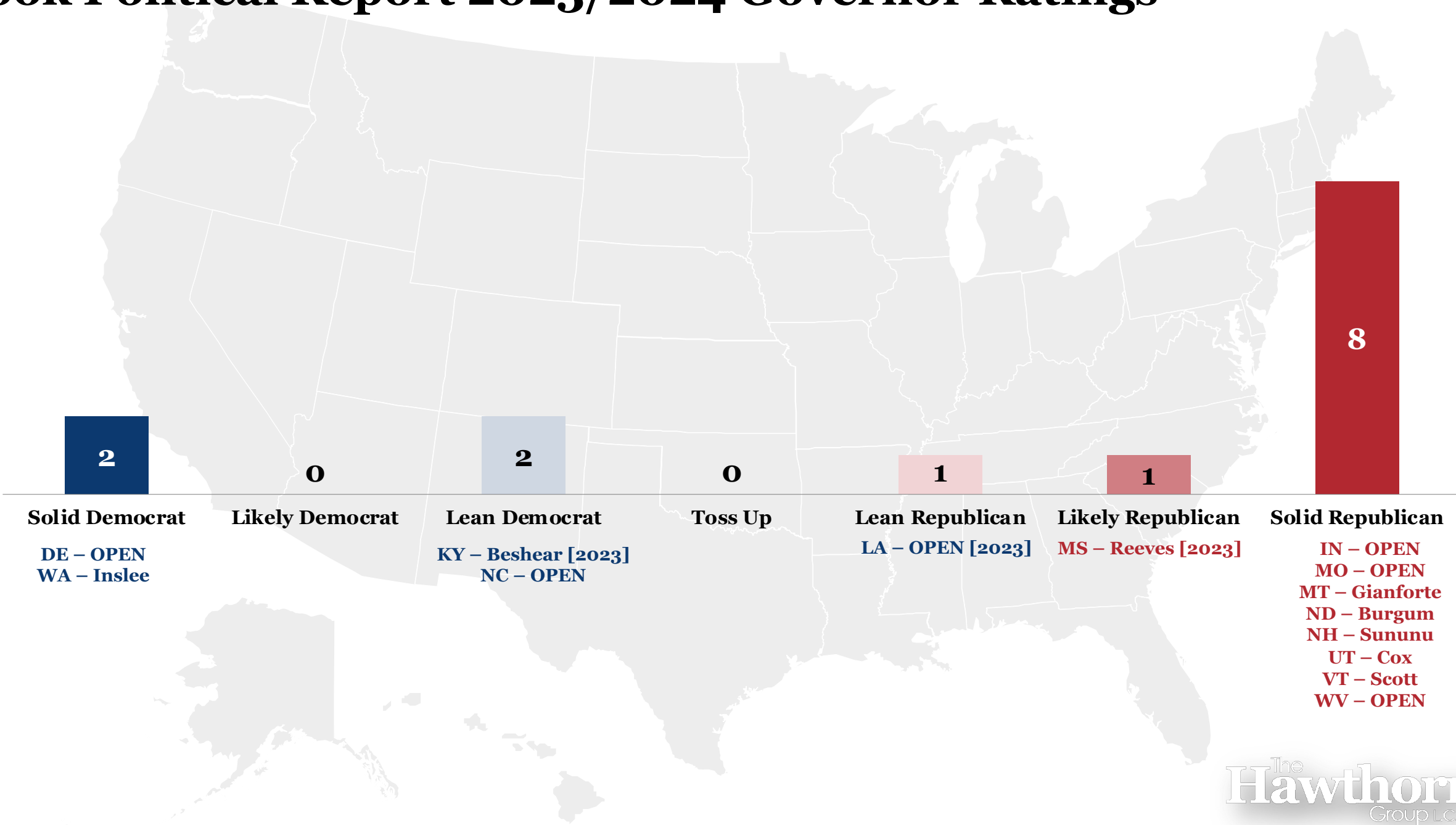




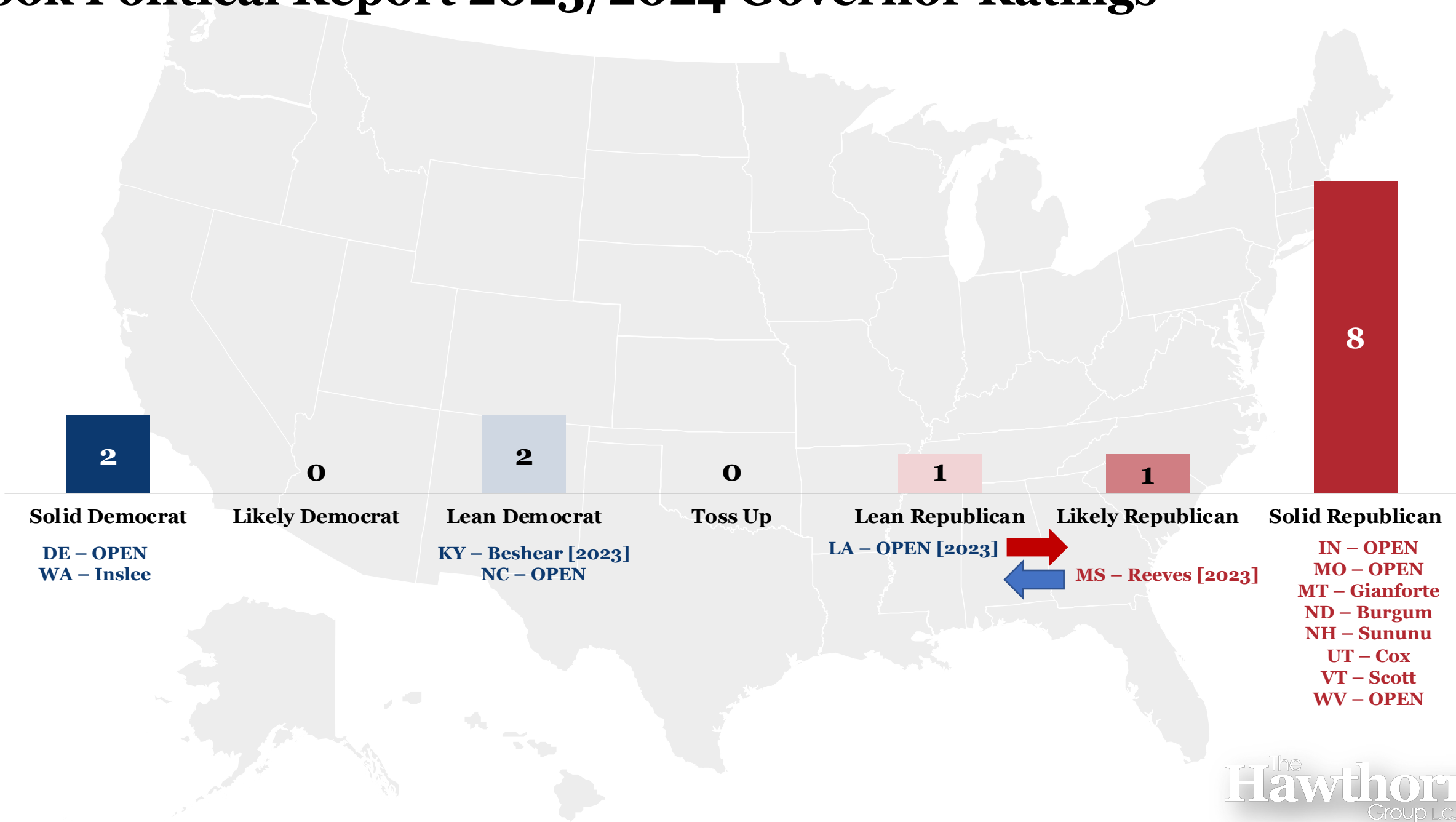
# U.S. Gubernatorial Elections in 2024



# Cook Political Report 2023/2024 Governor Ratings



# Cook Political Report 2023/2024 Governor Ratings





The background of the slide features a stylized American flag. It consists of flowing, wavy bands of red and white, with blue areas containing white stars. The design is modern and abstract, with the stripes and stars appearing to move across the frame. The text is overlaid on the right side of this graphic.

# **A Hawthorn Group**

## **Visit With CASA**

February 28<sup>th</sup>, 2023



# **A Veteran Republican's Morning-After Assessment**

**As Dan Balz and Dan Keating quoted in the 11/9 POST**

***“With inflation at a 40-year high, crime out of control in many cities,  
and our Southern border still porous,  
coupled with Joe Biden’s approval in the low 40’s,  
Republicans should have run away with this election,”  
said Whit Ayers, a Republican pollster.  
“It should never have been close.”***

# **GOP Had Some Victories**

- **Re-elected DeSantis (by 20 pts.), carried Miami/Dade, added critical GOP House wins**
- **Elected Vance (by 6.6 pts.) and Budd (by 3.6 pts.)**
- **Re-elected Stitt (despite \$28M)**
- **Elected Kris Kobach**
- **Won GA Gov (2nd) and boosted Herschel into runoff**
- **Defeated Beto in Texas, his third loss in four years**
- **Defeated DCCC Chair Sean Maloney, flipping four Democrat House districts in NY**
- **Defeated Sisolak**
- **Won a nine seat majority in House**
- **Positioned to take Senate in '24**





# **State Legislatures**

**Democrats gained:**

**Pennsylvania House**

**Michigan House**

**Minnesota Senate**



# How Smart Money Bets

***“The race is not always to the swift,  
nor the fight always to the strong,  
but that is ALWAYS  
how smart money bets.”***

**Damon Runyon  
1880 - 1946**



# Election Deniers on the Ballot in 2022

Out of 552 total Republican nominees running for office, an analysis found **199 who FULLY DENIED** the legitimacy of the 2020 election.

An additional 61 candidates raised questions around the results of the 2020 election.

Of the 552 election denying nominees, **177 won their elections in 2022**

# Election Deniers on the Ballot

## Notable Denier Candidates (Winners Highlighted)

<b>Arizona:</b>	Governor, Secretary of State, Attorney General
Florida:	Attorney General
Kansas:	Attorney General
Maryland:	Governor
Massachusetts:	Governor
<b>Michigan:</b>	Governor, Secretary of State, Attorney General
Minnesota:	Secretary of State
Nevada:	Secretary of State
New Mexico:	Secretary of State
Pennsylvania:	Governor
South Carolina:	Attorney General
Texas:	Attorney General
Vermont:	Secretary of State
Wyoming:	Secretary of State